

Lesson 11 Quiz

Solve the problems.

- 1** Miguel is making trail mix. He uses $5\frac{1}{3}$ ounces of nuts and $2\frac{3}{4}$ ounces of raisins. Which of these is a reasonable estimate for how much more nuts Miguel uses than raisins?

- A** between 2 and $2\frac{1}{2}$ ounces **C** between 3 and $3\frac{1}{2}$ ounces
B between $2\frac{1}{2}$ and 3 ounces **D** between $3\frac{1}{2}$ and 4 ounces

- 2** Matthew has two kinds of rice shown in this table.

Rice	Amount (cups)
Brown	$8\frac{7}{8}$
White	$6\frac{3}{4}$

How much more brown rice than white rice does Matthew have?

Show your work.

Answer: _____ cup(s)

- 3** Which expressions in the box have a value less than $\frac{1}{2}$, between $\frac{1}{2}$ and 1, or greater than 1? Write each expression in the correct column in the table.

$4\frac{6}{8} - 1\frac{1}{8}$	$\frac{1}{9} + \frac{1}{4}$	$1\frac{1}{3} - \frac{7}{8}$	$\frac{5}{6} + \frac{4}{5}$	$2\frac{3}{4} - 1\frac{2}{3}$	$\frac{1}{3} + \frac{3}{5}$
-------------------------------	-----------------------------	------------------------------	-----------------------------	-------------------------------	-----------------------------

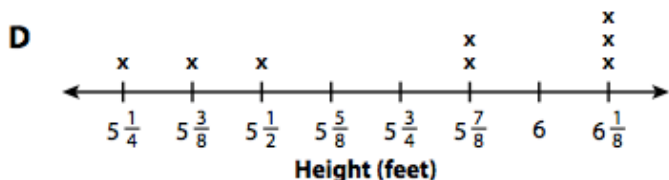
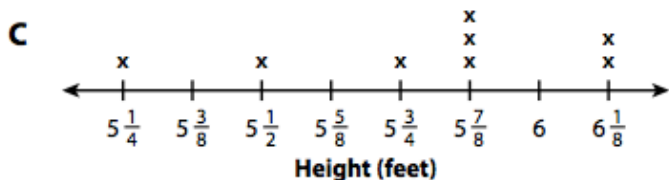
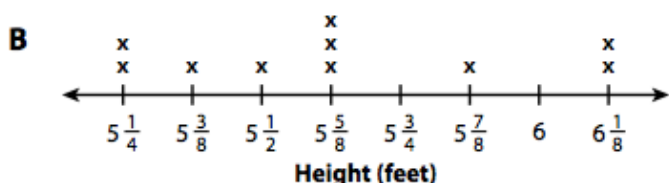
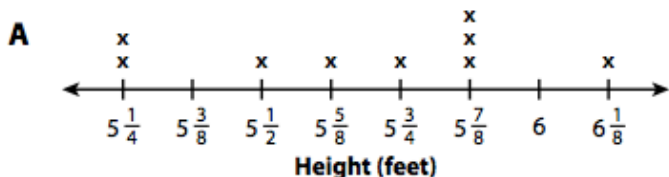
Less than $\frac{1}{2}$	Between $\frac{1}{2}$ and 1	Greater than 1

Solve the problems.

1 Al recorded the heights, in feet, of his adult relatives.

$5\frac{7}{8}$, $5\frac{1}{2}$, $5\frac{3}{4}$, $6\frac{1}{8}$, $5\frac{7}{8}$, $5\frac{1}{4}$, $6\frac{1}{8}$, $5\frac{7}{8}$

Which line plot correctly shows the data?




2 Choose True or False for each statement about the data in problem 1.

- a. Most of the relatives are greater than $5\frac{3}{4}$ feet tall. True False
- b. The tallest relative is $1\frac{1}{8}$ foot taller than the shortest relative. True False
- c. The most common height of the relatives is $6\frac{1}{8}$ feet. True False

Solve the problems.

- 1** The line plot shows the bags of trash collected at 8 parks during a park cleanup event. What is the mode? Explain your thinking.



- 2** The data show the number of photos six friends have on their phones. Find the median number of photos on the phones.

28, 39, 24, 19, 26, 28

Show your work.

Answer: _____ photos

- 3** The number of kilometers Jin ran each day last week is shown below. Jin says the mean distance is 2.3 kilometers.

3.0, 2.3, 4.2, 1.5, 2.0

Jin is not correct. What does he need to do to find the mean distance?

4 The table shows the cost of six animal posters at an art shop.

Cost of Animal Posters

Poster	1	2	3	4	5	6
Cost (\$)	\$15	\$12	\$14	\$24	\$14	\$11

Part A

Find and then describe the mean, median, and mode of the data.

Show your work.

Part B

The art shop sold out of one poster. The mean, median, and mode of the remaining data did not change. Which poster was sold out at the shop? Explain your answer.

Answer: _____

5. What is the RANGE for the data that's in the box for number 4?